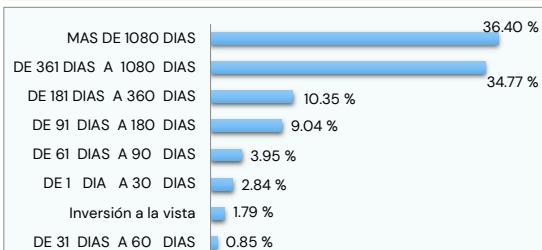
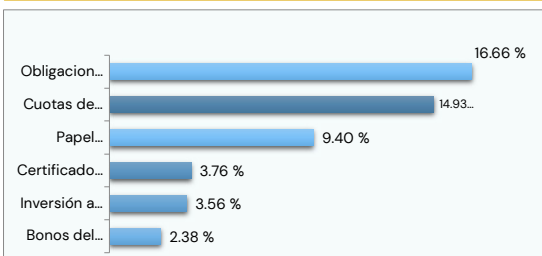


PORTAFOLIO DEL FONDO AL 31 03 2026

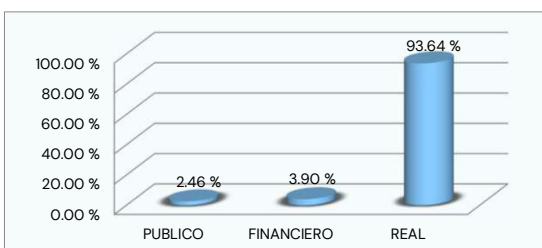
PLAZO



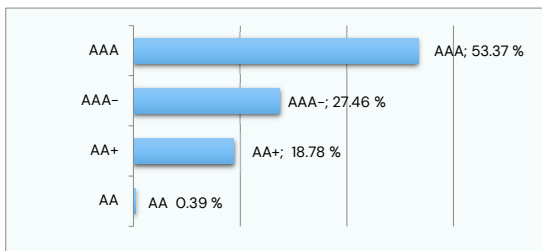
INSTRUMENTO



SECTOR



RIESGO



CARACTERÍSTICAS

Patrimonio	\$55,069,430.57
Valor de la Unidad	1.52494641
Rendimiento	6.73%
Calificación	AAA
Plazo	90 Días

EMISORES

EMISORES	\$	%	RIESGO
TELCONET S.A. OSU	\$ 7,417,873.39	13.38%	AAA
EMPACADORA GRUPO GRANMAR S.A. EMPAGRAN OSU	\$ 4,818,993.07	8.70%	AAA
COLECTIVO PATRIMONIO VERDE 01 CTP	\$ 4,320,000.00	7.79%	AAA
CONSTRUYE PATRIMONIO 01 CTP	\$ 3,820,000.00	6.89%	CRT
ENVASES DEL LITORAL S.A. OSU	\$ 3,246,887.72	5.86%	AA+
ENVASES DEL LITORAL S.A. PCO	\$ 2,505,632.29	4.52%	AA+
EMPACADORA GRUPO GRANMAR S.A. EMPAGRAN PCO	\$ 2,097,077.94	3.78%	AAA
BANCO PICHINCHA CDI	\$ 2,006,233.26	3.62%	AAA-
BLUE ENERGY OGG	\$ 1,953,440.31	3.52%	AAA
MINUTOCORP S.A. OSU	\$ 1,483,247.10	2.68%	AAA-
IMPORT GREEN OSU	\$ 1,449,365.34	2.62%	AAA-
ENVASES DEL LITORAL S.A. OGG	\$ 1,427,872.90	2.58%	AA+
NUPORCA OSU	\$ 1,391,573.16	2.51%	AAA-
MINISTERIO DE FINANZAS BGN	\$ 1,295,061.09	2.34%	AAA
IMPORT BLUE OSU	\$ 1,137,781.62	2.05%	AAA
REPROECSA OSU	\$ 762,397.37	1.38%	AAA
TELCONET S.A. OGG	\$ 757,135.02	1.37%	AAA
TUVAL OSU	\$ 656,087.35	1.18%	AA+
INVESTTEAM OSU	\$ 591,297.49	1.07%	AAA-
CEAEXPORT OSU	\$ 572,604.12	1.03%	AAA-
PLASTICOS DEL LITORAL S.A. OGG	\$ 563,949.08	1.02%	AA+
PROTENAT OSU	\$ 488,649.88	0.88%	AAA
ALL FISH S.A. OSU	\$ 464,614.45	0.84%	AA+
EMPACADORA GRUPO GRANMAR S.A. EMPAGRAN OGG	\$ 426,706.27	0.77%	AAA
GREEN ENERGY OGG	\$ 417,755.51	0.75%	AAA-
ALL FACTOR S.A. OSU	\$ 410,743.11	0.74%	AAA
AVÍCOLA FERNÁNDEZ S.A. OSU	\$ 385,739.75	0.70%	AAA
NUPORCA OGG	\$ 369,270.80	0.67%	AAA-
MINUTOCORP S.A. PCO	\$ 368,218.04	0.66%	AAA-
FEEDPRO S.A. OSU	\$ 272,723.68	0.49%	AAA-
REPROECSA OGG	\$ 264,064.88	0.48%	AAA
DIMOLFIN OSU	\$ 253,875.81	0.46%	AAA-
COMPUEQUIP S.A. OGG	\$ 252,151.65	0.45%	AAA-
GREEN ENERGY OSU	\$ 217,928.28	0.39%	AAA-
PLASTICOS DEL LITORAL S.A. OSU	\$ 216,943.67	0.39%	AA+
AVÍCOLA FERNÁNDEZ S.A. OGG	\$ 214,467.43	0.39%	AAA
PREDUCA S.A. OGG	\$ 201,158.33	0.36%	AA
HUMANITAS S.A. OGG	\$ 195,020.29	0.35%	AA+
IMPORT GREEN OGG	\$ 193,808.93	0.35%	AAA-
MINUTOCORP S.A. OGG	\$ 178,590.71	0.32%	AAA-
ALL FACTOR S.A. OGG	\$ 169,191.92	0.31%	AAA
TELCONET S.A. PCO	\$ 155,274.26	0.28%	AAA
LIRIS S.A. OGG	\$ 153,522.49	0.28%	AAA-
SOUTH ECUAMERIDIAN S.A. OSU	\$ 149,312.85	0.27%	AAA
COMPUEQUIP S.A. OSU	\$ 148,633.27	0.27%	AAA-
BASESURCORP S.A. OGG	\$ 137,442.25	0.25%	AAA-
ENERGYCONTROL S.A. OSU	\$ 135,405.82	0.24%	AA+
TUPASA OGG	\$ 133,462.01	0.24%	AA+
RYC S.A. OSU	\$ 131,265.81	0.24%	AAA
SOUTH ECUAMERIDIAN S.A. OGG	\$ 128,664.03	0.23%	AAA
INVESTTEAM OGG	\$ 117,651.98	0.21%	AAA-
FORMAPER S.A. OGG	\$ 111,536.82	0.20%	AAA-
BABYS S.A. OGG	\$ 90,415.71	0.16%	AA+
PROMARISCO OGG	\$ 88,993.50	0.16%	AAA-
DOLTREX S.A. OGG	\$ 85,729.79	0.15%	AA+
DIMOLFIN OGG	\$ 83,614.33	0.15%	AAA-
ARRENDATOTEM OGG	\$ 74,952.24	0.14%	AAA
FORMAPER S.A. OSU	\$ 72,356.76	0.13%	AAA-
RYC S.A. OGG	\$ 68,986.07	0.12%	AAA
INDUSTRIA DACAR CIA LTDA OGG	\$ 67,983.71	0.12%	AAA
DUPOCSA OGG	\$ 59,084.02	0.11%	AA+
BANCO COMERCIAL DE MANABI CDP	\$ 43,304.00	0.08%	AA
FUNDAMETZ S.A. OGG	\$ 34,083.00	0.06%	AAA
ASERTIA OGG	\$ 30,298.50	0.05%	AAA-
ADILISA OGG	\$ 14,104.68	0.03%	AAA
ENERGYCONTROL S.A. OGG	\$ 9,331.81	0.02%	AA+
FEEDPRO S.A. OGG	\$ 3,707.69	0.01%	AAA-
SUNCHODESA OGG	\$ 2,513.40	0.00%	AA+
TOTAL	\$ 52,567,763.81		

Matriz Guayaquil
Victor Manuel Rendon 401 y Córdova.
Edif. Amazonas, 5no Piso

Oficinas Samborondón
Cc Plaza Iagos Town Center
Edif. Mirador Este, Pl Oficina 1-7
Km 6.5 vía Samborondón

Oficinas Quito
Shyris y Suecía Esq.
Edif. Renazzo Plaza, 7mo piso, Ofic. 703B

Contacto
servicioalcliente@fondosvanguardia.com
Tlf. 04-6037470