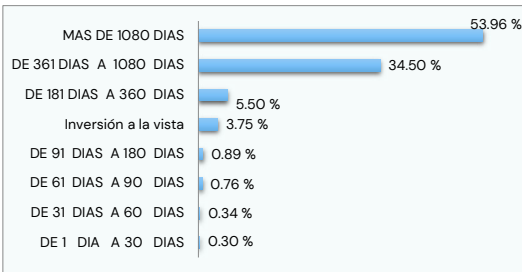
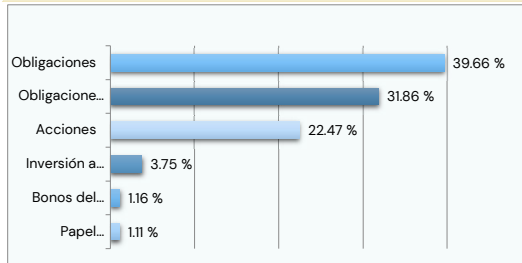


PORTAFOLIO DEL FONDO AL 30 04 2026

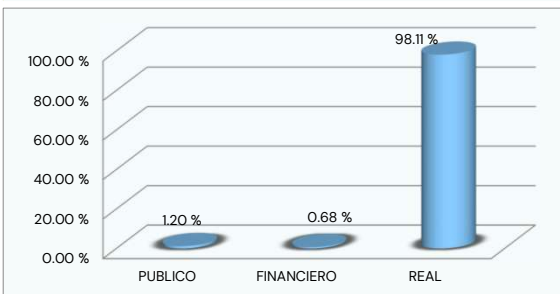
PLAZO



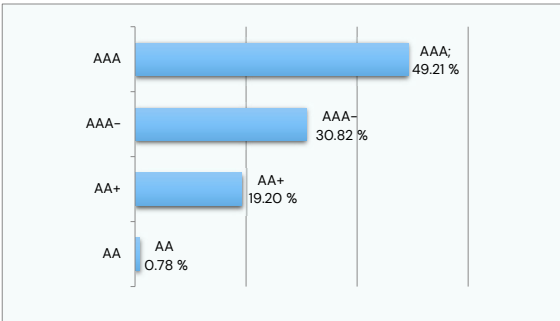
INSTRUMENTO



SECTOR



RIESGO



CARACTERÍSTICAS

Patrimonio	\$17,889,673.70
Valor de la Unidad	1.36325211
Rendimiento	7.63%
Calificación	AAA
Plazo	370 Días

EMISORES RENTA FIJA

	\$	%	RIESGO
GREEN ENERGY OSU	\$ 1,192,640.33	6.59%	AAA-
ENVASES DEL LITORAL S.A. OSU	\$ 1,038,699.89	5.74%	AA+
TELCONET S.A. OSU	\$ 967,199.90	5.35%	AAA
EMPACADORA GRUPO GRANMAR S.A. EMPAGRAN OSU	\$ 942,411.92	5.21%	AAA
EMPACADORA GRUPO GRANMAR S.A. EMPAGRAN OGG	\$ 934,420.57	5.17%	AAA
TUPASA OGG	\$ 768,815.33	4.25%	AA+
TELCONET S.A. OGG	\$ 680,176.82	3.76%	AAA
FORMAPER S.A. OGG	\$ 564,493.75	3.12%	AAA-
ENVASES DEL LITORAL S.A. OGG	\$ 438,838.89	2.43%	AA+
PLASTICOS DEL LITORAL S.A. OGG	\$ 425,251.86	2.35%	AA+
RYC S.A. OSU	\$ 424,158.77	2.34%	AAA
PREDUCA S.A. OGG	\$ 382,222.70	2.11%	AA
GREEN ENERGY OGG	\$ 357,338.66	1.98%	AAA-
REPROECSA OSU	\$ 309,259.98	1.71%	AAA
FORMAPER S.A. OSU	\$ 307,635.63	1.70%	AAA-
COMPUEQUIP S.A. OGG	\$ 300,688.17	1.66%	AAA-
ADILISA OGG	\$ 294,208.87	1.63%	AAA
SOUTH ECUAMERIDIAN S.A. OGG	\$ 271,886.82	1.50%	AAA
REPROECSA OGG	\$ 271,083.33	1.50%	AAA
MINISTERIO DE FINANZAS BGN	\$ 207,450.90	1.15%	AAA
EMPACADORA GRUPO GRANMAR S.A. EMPAGRAN PCO	\$ 198,863.71	1.10%	AAA
TUVAL OSU	\$ 179,167.08	0.99%	AA+
AVÍCOLA FERNÁNDEZ S.A. OGG	\$ 161,335.70	0.89%	AAA
COMPUEQUIP S.A. OSU	\$ 147,363.29	0.81%	AAA-
RYC S.A. OGG	\$ 137,814.65	0.76%	AAA
ARRENDATOTEM OGG	\$ 134,493.85	0.74%	AAA
FEEDPRO S.A. OSU	\$ 109,760.66	0.61%	AAA-
BASESURCORP S.A. OGG	\$ 107,880.51	0.60%	AAA-
INVESTEAM OGG	\$ 105,508.56	0.58%	AAA-
ASERTIA OGG	\$ 103,215.41	0.57%	AAA-
LIRIS S.A. OGG	\$ 80,760.63	0.45%	AAA-
NUPORCA OGG	\$ 63,680.38	0.35%	AAA-
MEGAPRODUCTOS OGG	\$ 61,759.22	0.34%	AAA-
INDUSTRIA DACAR CIA LTDA OGG	\$ 57,277.42	0.32%	AAA
MINUTOCORP S.A. OGG	\$ 55,596.71	0.31%	AAA-
DIMOLFIN OGG	\$ 54,191.68	0.30%	AAA-
ENERGYCONTROL S.A. OGG	\$ 52,854.75	0.29%	AA+
DOLTREX S.A. OGG	\$ 46,356.31	0.26%	AA+
FEEDPRO S.A. OGG	\$ 46,217.67	0.26%	AAA-
QUIMPAC S.A. OGG	\$ 43,664.44	0.24%	AAA-
MEGAPRODUCTOS OSU	\$ 42,069.66	0.23%	AAA-
ALL FISH S.A. OGG	\$ 33,665.11	0.19%	AA+
IMPORT GREEN OGG	\$ 30,582.52	0.17%	AAA-
IMPORT GREEN OSU	\$ 25,506.92	0.14%	AAA-
HUMANITAS S.A. OGG	\$ 23,398.77	0.13%	AAA-
INVESTEAM OSU	\$ 12,531.49	0.07%	AAA-
ALL FACTOR S.A. OGG	\$ 4,470.24	0.02%	AA

TOTAL

\$ 13,198,870.43

EMISORES RENTA VARIABLE

	\$	%	No. Títulos
BANCO DE LA PRODUCCION S.A. ACC	\$30,851.20	0.17%	19282
BANCO GUAYAQUIL ACC	\$57,625.43	0.32%	25841
BANCO PICHINCHA ACC	\$28,674.00	0.16%	243
BOLSA DE VALORES DE GYE ACC	\$37,950.00	0.21%	15000
BOLSA DE VALORES DE QUITO ACC	\$19,150.00	0.11%	5000
CORPORACION FAVORITA C.A. ACC	\$90,982.57	0.50%	44819
INVERSANCARLOS ACC	\$25,940.16	0.14%	9007
OMNIHOSPITAL S.A. VTP	\$7,900.00	0.04%	6000
RETRATOREC S.A. ACC	\$164,500.80	0.91%	38256
SIEMPREVERDE ACC	\$534,211.89	2.95%	102931
SOCIEDAD AGRICOLA E INDUSTRIAL SAN CARLOS ACC	\$2,671.00	0.01%	5342
TECAFORTUNA ACC	\$675,278.19	3.73%	97342
TEKAFUTURO ACC	\$1,063,354.50	5.88%	427050
VERDETEKA S.A. ACC	\$1,279,803.69	7.07%	289040

TOTAL

\$4,018,893.43

Matriz Guayaquil
Victor Manuel Rendon 401 y Córdova,
Edif. Amazonas, 9no Piso

Oficinas Samborondón
CC Plaza Lagos Town Center
Edif. Mirador Este, Pl Oficina 1-7
Km 6.5 vía Samborondón

Oficinas Quito
Shyris y Suecia Esq.
Edif. Renazzo Plaza, 7mo piso, Ofic. 703B

Contacto
servicioalcliente@fondosvanguardia.com
Tlf: 04-6037470