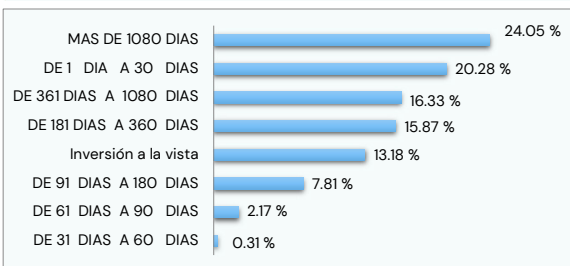
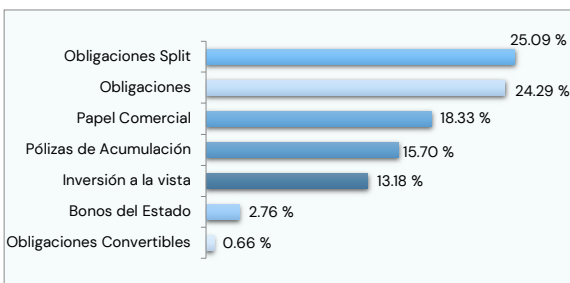


PORTAFOLIO DEL FONDO AL 30 04 2026

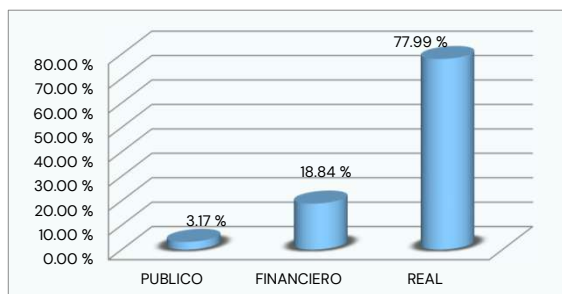
PLAZO



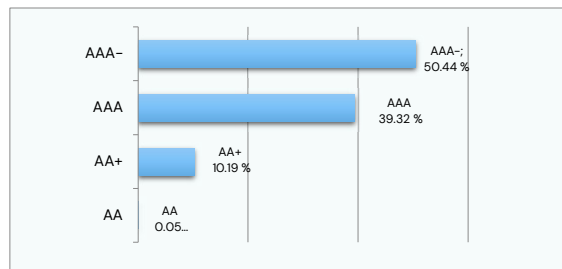
INSTRUMENTO



SECTOR



RIESGO



EMISORES

Emisor	\$	%	RIESGO
BANCO GUAYAQUIL PAE	\$ 5,059,721.84	13.00%	AAA
EMPACADORA GRUPO GRANMAR S.A. EMPAGRAN OGG	\$ 3,954,658.37	10.16%	AAA
EMPACADORA GRUPO GRANMAR S.A. EMPAGRAN PCO	\$ 3,027,908.16	7.78%	AAA
IMPORT GREEN OSU	\$ 1,964,648.20	5.05%	AAA-
MINUTOCORP S.A. PCO	\$ 1,447,149.76	3.72%	AAA-
TELCONET S.A. PCO	\$ 1,433,840.07	3.68%	AAA
TELCONET S.A. OSU	\$ 1,266,584.75	3.25%	AAA
ENVASES DEL LITORAL S.A. OSU	\$ 1,229,934.82	3.16%	AA+
MINUTOCORP S.A. OSU	\$ 918,014.81	2.36%	AAA-
MINISTERIO DE FINANZAS BGN	\$ 888,107.88	2.28%	AAA
EMPACADORA GRUPO GRANMAR S.A. EMPAGRAN OSU	\$ 853,497.94	2.19%	AAA-
CEAEXPORT OSU	\$ 599,280.20	1.54%	AAA-
ENVASES DEL LITORAL S.A. OGG	\$ 568,536.02	1.46%	AA+
FORMAPER S.A. OGG	\$ 554,512.36	1.42%	AAA-
INVESTEAM OSU	\$ 465,998.04	1.20%	AAA-
TELCONET S.A. OGG	\$ 421,439.48	1.08%	AAA
INVESTEAM OGG	\$ 250,321.80	0.64%	AAA-
GREEN ENERGY OGG	\$ 231,279.46	0.59%	AAA-
NUPORCA OGG	\$ 218,404.34	0.56%	AAA-
SOUTH ECUAMERIDIAN S.A. OGG	\$ 217,450.01	0.56%	AAA
BANCO DE MACHALA OCA	\$ 212,195.84	0.55%	AAA-
TUVAL OSU	\$ 198,538.23	0.51%	AA+
PLASTICOS DEL LITORAL S.A. OGG	\$ 195,660.64	0.50%	AA+
REPROECSA OGG	\$ 145,859.45	0.37%	AAA
TUPASA OSU	\$ 130,103.41	0.33%	AA+
AVÍCOLA FERNÁNDEZ S.A. OGG	\$ 114,276.78	0.29%	AAA
HUMANITAS S.A. OGG	\$ 100,455.88	0.26%	AAA-
FORMAPER S.A. OSU	\$ 97,123.44	0.25%	AAA-
ALL FACTOR S.A. OGG	\$ 93,316.79	0.24%	AAA
PREDUCA S.A. OGG	\$ 91,857.21	0.24%	AA+
DIMOLFIN OSU	\$ 86,996.33	0.22%	AAA-
ENERGYCONTROL S.A. OSU	\$ 81,682.48	0.21%	AA+
COMPUEQUIP S.A. OSU	\$ 80,303.11	0.21%	AAA-
ADILISA OGG	\$ 77,485.48	0.20%	AAA
MINUTOCORP S.A. OGG	\$ 74,689.93	0.19%	AAA-
RYC S.A. OGG	\$ 66,481.03	0.17%	AAA
ASERTIA OGG	\$ 63,840.99	0.16%	AAA-
DOLTRIX S.A. OGG	\$ 63,151.31	0.16%	AA+
GREEN ENERGY OSU	\$ 62,607.36	0.16%	AAA-
IMPORT GREEN OGG	\$ 56,516.33	0.15%	AAA-
NUPORCA OSU	\$ 52,186.35	0.13%	AAA-
COMPUEQUIP S.A. OGG	\$ 45,582.77	0.12%	AAA-
ENERGYCONTROL S.A. OGG	\$ 39,307.23	0.10%	AA+
INDUSTRIA DACAR CIA LTDA OGG	\$ 38,035.30	0.10%	AAA
TUPASA OGG	\$ 27,567.82	0.07%	AA+
BASESURCORP S.A. OGG	\$ 27,492.93	0.07%	AAA-
BABYS S.A. OGG	\$ 26,847.75	0.07%	AA+
QUIMIPAC S.A. OGG	\$ 24,315.97	0.06%	AAA-
ALL FISH S.A. OGG	\$ 22,322.04	0.06%	AA+
FEEDPRO S.A. OGG	\$ 18,209.16	0.05%	AAA-
TOTAL	\$ 27,986,297.65		

CARACTERÍSTICAS

Patrimonio	\$38,537,926.25
Valor de la Unidad	1.3381705
Rendimiento	4.32%
Calificación	AAA
Plazo	2 días

www.fondosvanguardia.com

Matriz Guayaquil
Victor Manuel Rendon 401 y Córdova.
Edif. Amazonas, 9no Piso

Oficinas Samborondón
CC Plaza Lagos Town Center
Edif. Mirador Este, Pl Oficina 1-7
Km 6.5 vía Samborondón

Oficinas Quito
Shyris y Suecia Esq.
Edif. Renazzo Plaza, 7mo piso, Ofic. 703B

Contacto
serviciocliente@fondosvanguardia.com
Tlf: 04-6037470

[f](#) [@](#) [in](#)