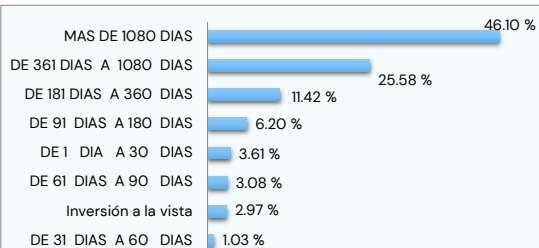
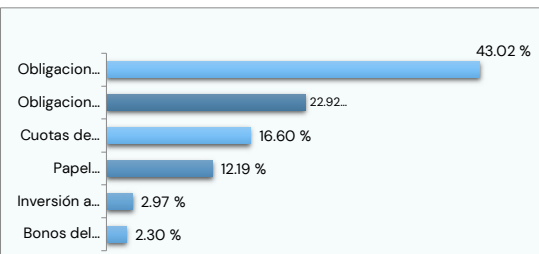


PORTAFOLIO DEL FONDO AL 30 04 2026

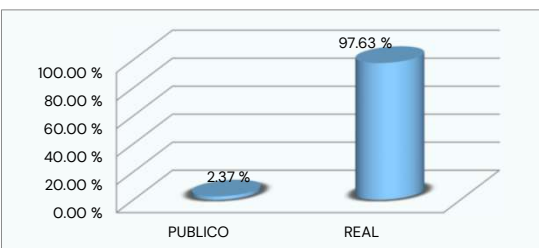
PLAZO



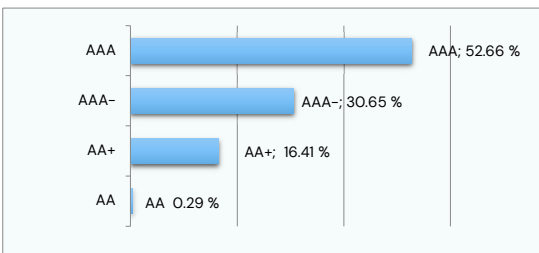
INSTRUMENTO



SECTOR



RIESGO



CARACTERÍSTICAS

Patrimonio	\$56,174,392.22
Valor de la Unidad	1.53349579
Rendimiento	6.73%
Calificación	AAA
Plazo	90 Días

EMISORES

EMISORES	\$	%	RIESGO
TELCONET S.A. OSU	\$ 5,597,967.48	9.89%	AAA
COLECTIVO PATRIMONIO VERDE 01 CTP	\$ 5,420,000.00	9.57%	AAA
EMPACADORA GRUPO GRANMAR S.A. EMPAGRAN OSU	\$ 5,001,719.03	8.83%	AAA
EMPACADORA GRUPO GRANMAR S.A. EMPAGRAN PCO	\$ 4,096,750.69	7.24%	AAA
CONSTRUYE PATRIMONIO 01 CTP	\$ 3,820,000.00	6.75%	AAA
FORMAPER S.A. OGG	\$ 2,986,396.96	5.28%	AAA-
ENVASES DEL LITORAL S.A. OSU	\$ 2,865,692.45	5.06%	AA+
BLUE ENERGY OGG	\$ 2,167,956.13	3.83%	AAA
ENVASES DEL LITORAL S.A. PCO	\$ 2,155,686.38	3.81%	AA+
MINUTOCORP S.A. OSU	\$ 1,468,037.06	2.59%	AAA-
NUPORCA OSU	\$ 1,307,782.56	2.31%	AAA-
ENVASES DEL LITORAL S.A. OGG	\$ 1,292,698.16	2.28%	AA+
MINISTERIO DE FINANZAS BGN	\$ 1,279,878.74	2.26%	AAA
ADILISA OGG	\$ 1,086,979.03	1.92%	AAA
IMPORT GREEN OSU	\$ 1,076,387.24	1.90%	AAA-
IMPORT BLUE OSU	\$ 894,674.17	1.58%	AAA
TELCONET S.A. OGG	\$ 763,045.34	1.35%	AAA
REPROECSA OSU	\$ 751,354.24	1.33%	AAA
TUVAL OSU	\$ 662,008.15	1.17%	AA+
INVESTEAM OSU	\$ 563,146.43	0.99%	AAA-
CEAEXPORT OSU	\$ 525,332.78	0.93%	AAA-
PROTENAT OSU	\$ 493,271.38	0.87%	AAA
PLASTICOS DEL LITORAL S.A. OGG	\$ 451,850.44	0.80%	AA+
EMPACADORA GRUPO GRANMAR S.A. EMPAGRAN OGG	\$ 428,664.37	0.76%	AAA
ALL FISH S.A. OSU	\$ 425,001.66	0.75%	AA+
ALL FACTOR S.A. OSU	\$ 414,679.41	0.73%	AAA
AVÍCOLA FERNÁNDEZ S.A. OSU	\$ 388,287.05	0.69%	AAA
NUPORCA OGG	\$ 372,148.22	0.66%	AAA-
MINUTOCORP S.A. PCO	\$ 345,283.18	0.61%	AAA-
DIMOLFIN OSU	\$ 256,263.21	0.45%	AAA-
FEEDPRO S.A. OSU	\$ 250,813.34	0.44%	AAA-
REPROECSA OGG	\$ 243,889.33	0.43%	AAA
GREEN ENERGY OGG	\$ 241,618.22	0.43%	AAA-
COMPUEQUIP S.A. OGG	\$ 231,111.27	0.41%	AAA-
IMPORT GREEN OGG	\$ 230,866.55	0.41%	AAA
PLASTICOS DEL LITORAL S.A. OSU	\$ 218,614.37	0.39%	AA+
AVÍCOLA FERNÁNDEZ S.A. OGG	\$ 217,428.28	0.38%	AAA
PREDUCA S.A. OGG	\$ 204,045.27	0.36%	AA
HUMANITAS S.A. OGG	\$ 197,930.43	0.35%	AA+
TELCONET S.A. PCO	\$ 190,118.48	0.34%	AAA
MINUTOCORP S.A. OGG	\$ 179,748.25	0.32%	AAA-
GREEN ENERGY OSU	\$ 169,930.77	0.30%	AAA-
ALL FACTOR S.A. OGG	\$ 160,664.42	0.28%	AAA
COMPUEQUIP S.A. OSU	\$ 146,532.01	0.26%	AAA-
SOUTH ECUAMERIDIAN S.A. OSU	\$ 136,730.94	0.24%	AAA
ENERGYCONTROL S.A. OSU	\$ 136,704.52	0.24%	AA+
LIRIS S.A. OGG	\$ 132,582.00	0.23%	AAA-
TUPASA OGG	\$ 125,857.03	0.22%	AA+
RYC S.A. OSU	\$ 122,229.32	0.22%	AAA
SOUTH ECUAMERIDIAN S.A. OGG	\$ 118,731.89	0.21%	AAA
BASESURCORP S.A. OGG	\$ 112,644.52	0.20%	AAA-
INVESTEAM OGG	\$ 106,878.80	0.19%	AAA-
BABYS S.A. OGG	\$ 91,626.77	0.16%	AA+
PROMARISCO OGG	\$ 89,413.00	0.16%	AAA-
DOLTREX S.A. OGG	\$ 86,372.87	0.15%	AA+
DIMOLFIN OGG	\$ 85,964.23	0.15%	AAA-
ARRENDATOTEM OGG	\$ 75,904.21	0.13%	AAA
FORMAPER S.A. OSU	\$ 72,951.06	0.13%	AAA-
INDUSTRIA DACAR CIA LTDA OGG	\$ 68,424.60	0.12%	AAA
RYC S.A. OGG	\$ 66,045.25	0.12%	AAA
DUPOCSA OGG	\$ 59,485.17	0.11%	AA+
FUNDAMETZ S.A. OGG	\$ 34,248.88	0.06%	AAA
ASERTIA OGG	\$ 30,523.80	0.05%	AAA-
ENERGYCONTROL S.A. OGG	\$ 9,399.08	0.02%	AA+
FEEDPRO S.A. OGG	\$ 3,426.07	0.01%	AAA-
SUNCHODESA OGG	\$ 2,530.97	0.00%	AA+

TOTAL

\$ 54,010,927.91

Matriz Guayaquil
Victor Manuel Rendon 401 y Córdova.
Edif. Amazonas, 9no Piso

Contacto
servicioalcliente@fondosvanguardia.com
Tlf. 04-6037470

Oficinas Samborodón
CC Plaza Lagos Town Center
Edif. Mirador Este, Pl Oficina 1-7
Km 6.5 vía Samborodón

Oficinas Quito
Shyris y Suecía Esq.
Edif. Renazzo Plaza, 7mo piso, Ofic. 703B