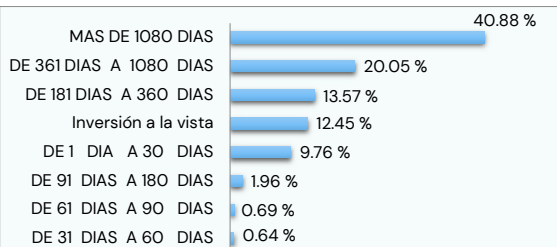
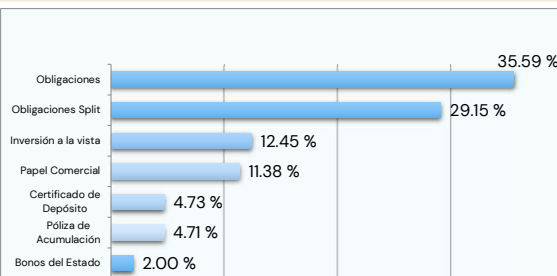


PORTAFOLIO DEL FONDO AL 31 05 2026

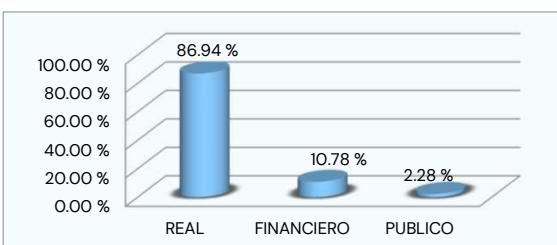
PLAZO



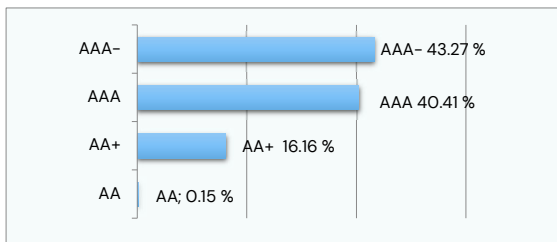
INSTRUMENTO



SECTOR



RIESGO



CARACTERISTICAS

Patrimonio	\$105,951,512.08
Valor de la Unidad	1.53763764
Rendimiento	7.37%
Calificación	AAA
Plazo	370 Días

EMISORES

Emisor	\$	%	RIESGO
FORMAPER S.A. OGG	\$ 9,669,436.58	9.04%	AAA-
EMPACADORA GRUPO GRANMAR S.A. EMPAGRAN PCO	\$ 8,275,890.94	7.74%	AAA-
TELCONET S.A. OSU	\$ 5,691,096.18	5.32%	AAA
EMPACADORA GRUPO GRANMAR S.A. EMPAGRAN OGG	\$ 5,066,692.27	4.74%	AAA
BANCO PICHINCHA CDP	\$ 5,036,604.62	4.71%	AAA-
BANCO GUAYAQUIL PAE	\$ 5,007,333.37	4.68%	AAA
ENVASES DEL LITORAL S.A. OSU	\$ 4,989,599.17	4.67%	AA+
TELCONET S.A. OGG	\$ 4,268,899.61	3.99%	AAA
EMPACADORA GRUPO GRANMAR S.A. EMPAGRAN OSU	\$ 4,025,714.29	3.76%	AAA
BLUE ENERGY OSU	\$ 3,602,160.93	3.37%	AAA
TUPASA OGG	\$ 3,471,979.49	3.25%	AA+
IMPORT GREEN OGG	\$ 2,833,621.83	2.65%	AAA
TELCONET S.A. PCO	\$ 2,485,671.49	2.32%	AAA
IMPORT GREEN OSU	\$ 2,291,950.64	2.14%	AAA-
MINISTERIO DE FINANZAS BGN	\$ 2,125,687.71	1.99%	NA
IMPORT BLUE OSU	\$ 1,795,293.00	1.68%	AAA
INVESTEAM OSU	\$ 1,537,894.01	1.44%	AAA-
GREEN ENERGY OSU	\$ 1,522,113.37	1.42%	AAA-
CEAEXPORT OSU	\$ 1,354,096.10	1.27%	AAA-
ENVASES DEL LITORAL S.A. PCO	\$ 1,345,468.82	1.26%	AA+
ALL FISH S.A. OGG	\$ 1,304,441.24	1.22%	AA+
ENVASES DEL LITORAL S.A. OGG	\$ 1,249,890.60	1.17%	AA+
MINUTOCORP S.A. OGG	\$ 1,248,824.27	1.17%	AAA-
RYC S.A. OGG	\$ 1,235,775.53	1.16%	AAA
ADILISA OGG	\$ 1,010,507.73	0.94%	AAA
MINUTOCORP S.A. OSU	\$ 942,139.05	0.88%	AAA-
QUIMPAC S.A. OSU	\$ 713,160.77	0.67%	AAA
BLUE ENERGY OGG	\$ 707,770.76	0.66%	AAA
PREDUCA S.A. OGG	\$ 630,192.63	0.59%	AA
AVÍCOLA FERNÁNDEZ S.A. OGG	\$ 580,985.78	0.54%	AAA
ENERGYCONTROL S.A. OSU	\$ 546,353.13	0.51%	AA+
PLASTICOS DEL LITORAL S.A. OGG	\$ 486,626.21	0.45%	AA+
SOUTH ECUAMERIDIAN S.A. OGG	\$ 457,401.12	0.43%	AAA
ARRENDATOTEM OGG	\$ 452,628.24	0.42%	AAA
COMPUEQUIP S.A. OGG	\$ 436,595.88	0.41%	AAA-
INVESTEAM OGG	\$ 432,426.39	0.40%	AAA-
ALL FACTOR S.A. OGG	\$ 425,308.71	0.40%	AAA
NUPORCA OSU	\$ 406,487.68	0.38%	AAA-
GREEN ENERGY OGG	\$ 299,183.39	0.28%	AAA-
TUVAL OSU	\$ 279,425.90	0.26%	AA+
DIMOLFIN OSU	\$ 276,580.35	0.26%	AAA-
HUMANITAS S.A. OGG	\$ 231,224.44	0.22%	AA+
INDUSTRIA DACAR CIA LTDA OGG	\$ 220,727.75	0.21%	AAA
ASERTIA OGG	\$ 205,028.69	0.19%	AAA-
REPROECSA OGG	\$ 192,492.05	0.18%	AA+
COMPUEQUIP S.A. OSU	\$ 183,599.41	0.17%	AAA-
RYC S.A. OSU	\$ 182,322.96	0.17%	AAA
MEGAPRODUCTOS OSU	\$ 173,036.17	0.16%	AAA-
BABYS S.A OGG	\$ 168,092.52	0.16%	AA+
PROTENAT OGG	\$ 136,737.57	0.13%	AAA
FORMAPER S.A. OSU	\$ 135,121.88	0.13%	AAA-
FEEDPRO S.A. OSU	\$ 107,856.91	0.10%	AAA-
AVÍCOLA FERNÁNDEZ S.A. OSU	\$ 101,826.19	0.10%	AAA
DOLTREX S.A. OGG	\$ 99,532.82	0.09%	AA+
BASESURCORP S.A. OGG	\$ 98,784.31	0.09%	AAA-
ENERGYCONTROL S.A. OGG	\$ 90,603.47	0.08%	AA+
FUNDAMETZ S.A. OSU	\$ 79,878.00	0.07%	AAA
PLASTICOS DEL LITORAL S.A. OSU	\$ 64,124.91	0.06%	AA+
NUPORCA OGG	\$ 49,637.29	0.05%	AAA-
DUPOCSA OGG	\$ 39,925.17	0.04%	AA+
FUNDAMETZ S.A. OGG	\$ 26,494.14	0.02%	AAA
PROTENAT OSU	\$ 25,398.26	0.02%	AAA
FEEDPRO S.A. OGG	\$ 19,741.50	0.02%	AAA-
PROMARISCO OGG	\$ 13,787.76	0.01%	AAA-
MEGAPRODUCTOS OGG	\$ 7,326.23	0.01%	AAA-
QUIMPAC S.A. OGG	\$ 5,771.94	0.01%	AAA-
TOTAL	\$ 93,178,982.12		

Matriz Guayaquil
Victor Manuel Rendon 401 y Córdova.
Edif. Amazonas, 9no Piso

Contacto
servicioalcliente@fondosvanguardia.com
Tlf: 04-6037470


**FONDOS
VANGUARDIA**
www.fondosvanguardia.com

Oficinas Samborondón
CC Plaza Lagos Town Center
Edif. Mirador Este, Pl Oficina 1-7
Km 6.5 vía Samborondón

Oficinas Quito
Shyris y Suecia Esq.
Edif. Renazzo Plaza, 7mo piso, Ofic. 703B

