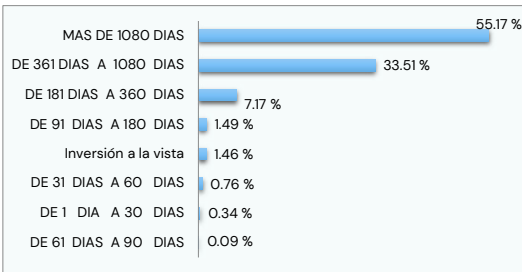
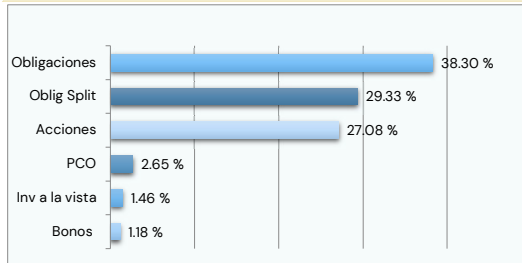


PORTAFOLIO DEL FONDO AL 31 05 2026

PLAZO



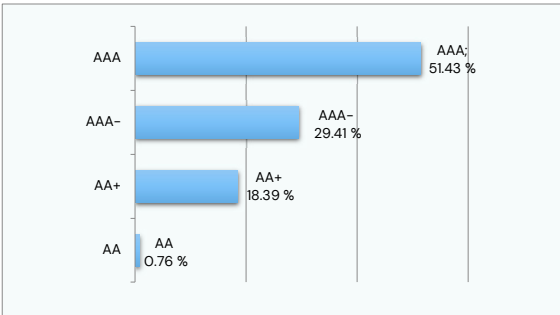
INSTRUMENTO



SECTOR



RIESGO



CARACTERÍSTICAS

Patrimonio	\$17,965,133.00
Valor de la Unidad	1.37221326
Rendimiento	7.63%
Calificación	AAA
Plazo	370 Días

EMISORES RENTA FIJA

Emisor	\$	%	RIESGO
ENVASES DEL LITORAL S.A. OSU	\$ 1,036,435.59	5.69%	AA+
TELCONET S.A. OSU	\$ 956,309.22	5.25%	AAA
EMPACADORA GRUPO GRANMAR S.A. EMPAGRAN OSU	\$ 939,002.78	5.16%	AAA
EMPACADORA GRUPO GRANMAR S.A. EMPAGRAN OGG	\$ 875,172.79	4.81%	AAA
GREEN ENERGY OSU	\$ 845,877.77	4.65%	AAA-
TUPASA OGG	\$ 756,934.26	4.16%	AA+
TELCONET S.A. OGG	\$ 614,808.44	3.38%	AAA
FORMAPER S.A. OGG	\$ 569,561.74	3.13%	AAA-
EMPACADORA GRUPO GRANMAR S.A. EMPAGRAN PCO	\$ 478,817.87	2.63%	AAA-
PLASTICOS DEL LITORAL S.A. OGG	\$ 428,719.65	2.35%	AA+
ENVASES DEL LITORAL S.A. OGG	\$ 422,290.11	2.32%	AA+
RYC S.A. OSU	\$ 402,578.56	2.21%	AAA
PREDUCA S.A. OGG	\$ 388,682.45	2.13%	AA
GREEN ENERGY OGG	\$ 360,354.33	1.98%	AAA-
REPROECSA OSU	\$ 312,047.19	1.71%	AAA
FORMAPER S.A. OSU	\$ 310,016.43	1.70%	AAA-
COMPUEQUIP S.A. OGG	\$ 302,956.17	1.66%	AAA-
ADILISA OGG	\$ 276,327.29	1.52%	AAA
SOUTH ECUAMERIDIAN S.A. OGG	\$ 274,695.74	1.51%	AAA
REPROECSA OGG	\$ 269,323.50	1.48%	AAA
MINISTERIO DE FINANZAS BGN	\$ 212,769.85	1.17%	AAA
TUVAL OSU	\$ 176,716.78	0.97%	AA+
COMPUEQUIP S.A. OSU	\$ 148,673.35	0.82%	AAA-
AVÍCOLA FERNÁNDEZ S.A. OGG	\$ 148,037.61	0.81%	AAA
RYC S.A. OGG	\$ 136,425.30	0.75%	AAA
ARRENDATOTEM OGG	\$ 127,289.89	0.70%	AAA
FEEDPRO S.A. OSU	\$ 110,639.51	0.61%	AAA-
BASESURCORP S.A. OGG	\$ 108,767.95	0.60%	AAA-
INVESTTEAM OGG	\$ 106,714.81	0.59%	AAA-
ASERTIA OGG	\$ 93,896.76	0.52%	AAA-
LIRIS S.A. OGG	\$ 81,626.87	0.45%	AAA-
NUPORCA OGG	\$ 64,220.09	0.35%	AAA-
MEGAPRODUCTOS OGG	\$ 62,273.94	0.34%	AAA-
INDUSTRIA DACAR CIA LTDA OGG	\$ 57,661.63	0.32%	AAA
DIMOLFIN OGG	\$ 54,702.81	0.30%	AAA-
MINUTOCORP S.A. OGG	\$ 54,084.54	0.30%	AAA-
ENERGYCONTROL S.A. OGG	\$ 53,292.21	0.29%	AA+
FEEDPRO S.A. OGG	\$ 46,598.07	0.26%	AAA-
QUIMPAC S.A. OGG	\$ 43,988.41	0.24%	AAA-
MEGAPRODUCTOS OSU	\$ 42,388.65	0.23%	AAA-
DOLTREX S.A. OGG	\$ 39,157.67	0.22%	AA+
ALL FISH S.A. OGG	\$ 34,047.33	0.19%	AA+
IMPORT GREEN OGG	\$ 30,827.06	0.17%	AAA-
HUMANITAS S.A. OGG	\$ 23,743.23	0.13%	AAA-
INVESTTEAM OSU	\$ 12,627.28	0.07%	AAA-
ALL FACTOR S.A. OGG	\$ 4,501.66	0.02%	AA

TOTAL

\$ 12,896,585.14

EMISORES RENTA VARIABLE

Emisor	\$	%	No. Títulos
BANCO DE LA PRODUCCION S.A. ACC	\$32,393.76	0.18%	19282
BANCO GUAYAQUIL ACC	\$59,434.30	0.33%	25841
BANCO PICHINCHA ACC	\$31,347.00	0.17%	243
BOLSA DE VALORES DE GYE ACC	\$39,000.00	0.21%	15000
BOLSA DE VALORES DE QUITO ACC	\$19,900.00	0.11%	5000
CORPORACION FAVORITA C.A. ACC	\$89,638.00	0.49%	44819
INVERSANCARLOS ACC	\$25,940.16	0.14%	9007
OMNIHOSPITAL S.A. VTP	\$8,000.00	0.04%	1
RETRATOREC S.A. ACC	\$164,500.80	0.90%	38256
SIEMPREVERDE ACC	\$523,638.44	2.88%	99931
SOCIEDAD AGRICOLA E INDUSTRIAL SAN CARLOS ACC	\$2,671.00	0.01%	5342
TECAFORTUNA ACC	\$1,284,025.80	7.05%	289195
TEKAFUTURO ACC	\$1,322,545.00	7.26%	529018
VERDETEKA S.A. ACC	\$1,283,329.32	7.05%	352563

TOTAL

\$4,886,363.58

Matriz Guayaquil
Victor Manuel Rendon 401 y Córdova.
Edif. Amazonas, 9no Piso

Contacto
servicioalcliente@fondosvanguardia.com
Tlf: 04-6037470


**FONDOS
VANGUARDIA**
www.fondosvanguardia.com

Oficinas Samborondón
CC Plaza Lagos Town Center
Edif. Mirador Este, Pl Oficina 1-7
Km 6,5 vía Samborondón

Oficinas Quito
Shyris y Suecia Esq.
Edif. Renazzo Plaza, 7mo piso, Ofic. 703B

