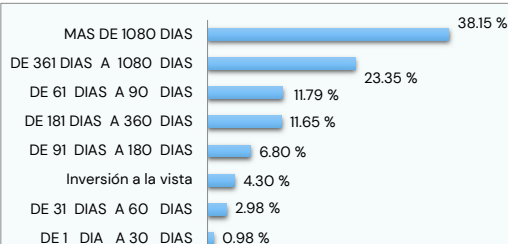
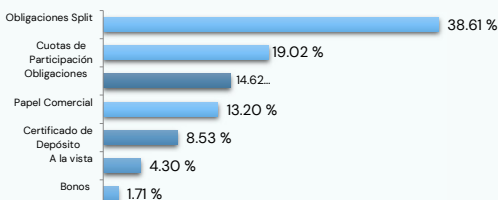


## PORTAFOLIO DEL FONDO AL 31 05 2026

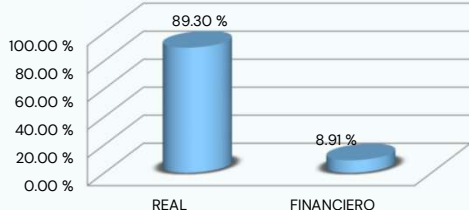
### PLAZO



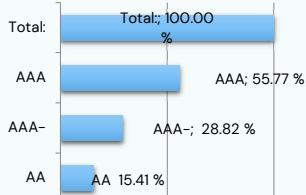
### INSTRUMENTO



### SECTOR



### RIESGO



### CARACTERÍSTICAS

Patrimonio	\$59,981,318.11
Valor de la Unidad	1.54238061
Rendimiento	6.73%
Calificación	AAA
Plazo	90 Días

### EMISORES

EMISORES	\$	%	RIESGO
COLECTIVO PATRIMONIO VERDE 01 CTP	\$ 7,402,800.00	12.25%	AAA
TELCONET S.A. OSU	\$ 5,576,089.61	9.23%	AAA
BANCO DEL PACIFICO CDP	\$ 5,017,333.42	8.31%	AAA
EMPACADORA GRUPO GRANMAR S.A. EMPAGRAN PCO	\$ 4,522,228.76	7.49%	AAA-
EMPACADORA GRUPO GRANMAR S.A. EMPAGRAN OSU	\$ 4,374,044.01	7.24%	AAA
CONSTRUYE PATRIMONIO 01 CTP	\$ 3,790,200.00	6.27%	AAA
ENVASES DEL LITORAL S.A. OSU	\$ 2,723,916.74	4.51%	AA+
ENVASES DEL LITORAL S.A. PCO	\$ 2,504,921.10	4.15%	AA+
MINUTOCORP S.A. OSU	\$ 1,460,129.03	2.42%	AAA-
NUPORCA OSU	\$ 1,319,979.51	2.19%	AAA-
ENVASES DEL LITORAL S.A. OGG	\$ 1,211,266.01	2.01%	AA+
BLUE ENERGY OGG	\$ 1,199,832.03	1.99%	AAA
FORMAPER S.A. OGG	\$ 1,164,502.04	1.93%	AAA-
MINISTERIO DE FINANZAS BGN	\$ 1,008,981.15	1.67%	AAA
IMPORT BLUE OSU	\$ 902,672.79	1.49%	AAA
IMPORT GREEN OSU	\$ 829,495.63	1.37%	AAA-
REPROECSA OSU	\$ 758,157.81	1.26%	AAA
TELCONET S.A. OGG	\$ 744,840.17	1.23%	AAA
INVESTTEAM OSU	\$ 567,888.81	0.94%	AAA-
TUVAL OSU	\$ 567,160.12	0.94%	AA+
MINUTOCORP S.A. PCO	\$ 546,735.09	0.91%	AAA-
PROTENAT OSU	\$ 498,046.93	0.82%	AAA
CEAEXPORT OSU	\$ 481,571.67	0.80%	AAA-
PLASTICOS DEL LITORAL S.A. OGG	\$ 455,437.94	0.75%	AA+
ALL FISH S.A. OSU	\$ 428,448.55	0.71%	AA+
EMPACADORA GRUPO GRANMAR S.A. EMPAGRAN OGG	\$ 393,182.37	0.65%	AAA
ALL FACTOR S.A. OSU	\$ 380,911.63	0.63%	AAA
NUPORCA OGG	\$ 375,289.71	0.62%	AAA-
AVÍCOLA FERNÁNDEZ S.A. OSU	\$ 356,401.24	0.59%	AAA
DIMOLFIN OSU	\$ 258,730.19	0.43%	AAA-
REPROECSA OGG	\$ 244,735.56	0.41%	AAA
GREEN ENERGY OGG	\$ 243,669.95	0.40%	AAA-
FEEDPRO S.A. OSU	\$ 240,920.36	0.40%	AAA-
COMPUEQUIP S.A. OGG	\$ 233,011.88	0.39%	AAA-
IMPORT GREEN OGG	\$ 232,741.65	0.39%	AAA
PLASTICOS DEL LITORAL S.A. OSU	\$ 220,340.76	0.36%	AA+
PREDUCA S.A. OGG	\$ 206,442.98	0.34%	AA
AVÍCOLA FERNÁNDEZ S.A. OGG	\$ 197,339.40	0.33%	AAA
TELCONET S.A. PCO	\$ 191,633.76	0.32%	AAA
HUMANITAS S.A. OGG	\$ 179,634.35	0.30%	AA+
GREEN ENERGY OSU	\$ 171,442.64	0.28%	AAA-
ALL FACTOR S.A. OGG	\$ 149,311.21	0.25%	AAA
COMPUEQUIP S.A. OSU	\$ 147,838.04	0.24%	AAA-
SOUTH ECUAMERIDIAN S.A. OSU	\$ 137,817.18	0.23%	AAA
LIRIS S.A. OGG	\$ 134,003.97	0.22%	AAA-
MINUTOCORP S.A. OGG	\$ 133,081.51	0.22%	AAA-
TUPASA OGG	\$ 127,511.66	0.21%	AA+
ENERGYCONTROL S.A. OSU	\$ 124,784.98	0.21%	AA+
RYC S.A. OSU	\$ 120,185.62	0.20%	AAA
SOUTH ECUAMERIDIAN S.A. OGG	\$ 119,793.11	0.20%	AAA
BASESURCORP S.A. OGG	\$ 113,571.48	0.19%	AAA-
INVESTTEAM OGG	\$ 108,100.54	0.18%	AAA-
DIMOLFIN OGG	\$ 86,775.01	0.14%	AAA-
BABYS S.A OGG	\$ 83,195.88	0.14%	AA+
FORMAPER S.A. OSU	\$ 73,565.17	0.12%	AAA-
DOLTREX S.A. OGG	\$ 72,954.31	0.12%	AA+
ARRENDATOTEM OGG	\$ 69,819.04	0.12%	AAA
INDUSTRIA DACAR CIA LTDA OGG	\$ 68,883.41	0.11%	AAA
RYC S.A. OGG	\$ 65,990.01	0.11%	AAA
DUPOCSA OGG	\$ 59,887.32	0.10%	AA+
PROMARISCO OGG	\$ 44,171.99	0.07%	AAA-
FUNDAMETZ S.A. OGG	\$ 31,602.66	0.05%	AAA
ASERTIA OGG	\$ 27,762.48	0.05%	AAA-
ADILISA OGG	\$ 11,593.98	0.02%	AAA
ENERGYCONTROL S.A. OGG	\$ 9,465.63	0.02%	AA+
FEEDPRO S.A. OGG	\$ 3,454.41	0.01%	AAA-
SUNCHODESA OGG	\$ 2,548.69	0.00%	AA+

**TOTAL**

**\$ 56,310,776.64**

Matriz Guayaquil  
Victor Manuel Rendon 401 y Córdova.  
Edif. Amazonas, 9no Piso

Contacto  
servicioalcliente@fondosvanguardia.com  
Tlf: 04-6037470

**FONDOS VANGUARDIA**  
www.fondosvanguardia.com

Oficinas Samborondón  
CC Plaza Iagos Town Center  
Edif. Mirador Este, Pl Oficina 1-7  
Km 6.5 vía Samborondón

Oficinas Quito  
Shyris y Suecia Esq.  
Edif. Renazzo Plaza, 7mo piso, Ofic. 703B

